



# **MMP**

Music Management Pro

Version: 1.0.0

# Install Plugin:

Wordpress:

1. Go to the Add Plugin section
2. Click the upload plugin button and select and upload the plugin
3. Activate it after uploading

FTP server:

1. Go to wp-content \ plugins
2. Upload the plugin
3. After uploading, activate it in the WordPress plugins menu

# Description:

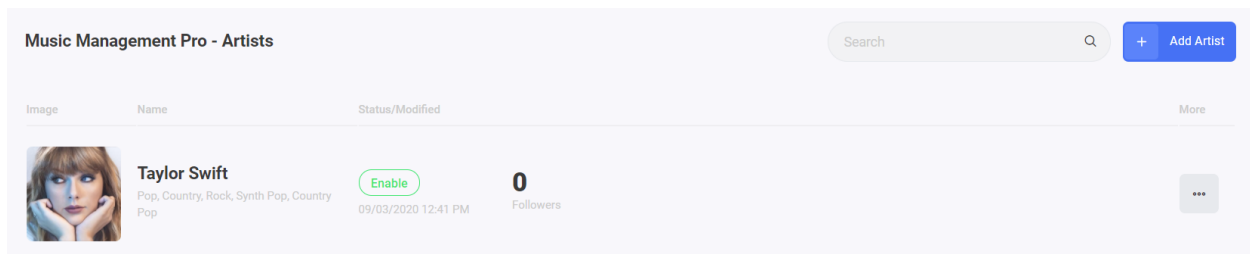
This plugin helps you to control different sections and modes of music and use them easily.



MMP has a special focus on API.

The various sections include the following:

- Artist
- Music
- Albums
- Playlists
- Genres

## Add and edit artist:




To add, just click on  button and to edit it, click on  button and click on edit button to open the artist's form for you.

- **Background Image:** This photo is a secondary image of the artist
- **Thumbnail Image:** Is the artist's profile picture
- **Full Name Artist:** Enter the artist full name
- **Gender:** Select the artist gender (male, female)
- **Date Of Birth:** Enter date of birth Format: (0/0/0000)
- **Years active:** Enter the artist year active
- **Country:** Enter the artist country

- **Genres:** Select the artist genres
- **Status:** Select the artist status
- **Artist Social Page** ★ Professional Version
  - **Instagram:** Enter Instagram Link
  - **Facebook:** Enter Facebook Link
  - **Twitter:** Enter Twitter Link
  - **Youtube:** Enter Youtube Link
  - **Google Plus:** Enter Google Plus Link
- **Artist Page On Music Sites** ★ Professional Version
  - **Spotify:** Enter Spotify Link
  - **SoundCloud:** Enter SoundCloud Link
  - **Amazon Music:** Enter Amazon Music Link
  - **Youtube Music:** Enter Youtube Music Link
  - **Apple Music:** Enter Apple Music Link
  - **Tidal:** Enter Tidal Link

## Add and edit music:


Music Management Pro - Music					Search	+	Add Music
Image	Name	Status/Preview			More		
	<b>Daylight</b> Artist: Taylor Swift Pop	<span>Enable</span>	0 Play	0 Likes	...		

To add, just click on + Add Music button and to edit it, click on ... button and click on edit button to open the music form for you.

- **Music Cover:** Select the music cover
- **Select Audio:** select the music
- **Name:** Enter the music name (Automatic setting by selecting music)
- **Status:** Select the music status
- **Select Artist:** Select the music artists
- **Genres:** Select the music genres
- **Description:** Enter the music description (Automatic setting by selecting music)
- **Select Product:** Select a product to navigate to the product page ★ Professional Version

- **Artist Page On Music Sites** ★ Professional Version
  - **Spotify:** Enter the music Spotify Link
  - **SoundCloud:** Enter the music SoundCloud Link
  - **Amazon Music:** Enter the music Amazon Music Link
  - **Youtube Music:** Enter the music Youtube Music Link
  - **Apple Music:** Enter the music Apple Music Link
  - **Tidal:** Enter the music Tidal Link

## Add and edit album: ★ Professional Version



Music Management Pro - Album			
<input type="text" value="Search"/>			<input type="button" value="+ Add Album"/>
Image	Name	Status/Preview	More
	<b>Lover</b> Item: 18 id: 1	<input type="button" value="Enable"/> 09/03/2020 12:45 PM	<input type="button" value="..."/>

To add, just click on  button and to edit it, click on  button and click on edit button to open the album form for you.

- **Background Image:** This photo is a secondary image of the album
- **Thumbnail Image:** Select the album thumbnail image
- **Name:** Enter the album name
- **Select Artists:** Select the album artist
- **Select Musics:** Select the album musics
- **Status:** Select the album Status
- **Description:** Enter the album description



## Add and edit playlist: ★ Professional Version

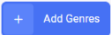

Music Management Pro - Playlist			
<input type="text" value="Search"/>			<input type="button" value="+ Add Playlist"/>
Image	Name	Status/Preview	More
Empty			

To add, just click on  button and to edit it, click on  button and click on edit button to open the playlist form for you.

- **Background Image:** This photo is a secondary image of the album
- **Thumbnail Image:** Select the playlist thumbnail image
- **Name:** Enter the playlist name
- **Select Musics:** Select the playlist musics
- **Status:** Select the playlist status
- **Description:** Enter the playlist description

## Add and edit genres: ★ Professional Version

Music Management Pro - Genres			Search	Q	+ Add Genres
ID	Name	More			
5	Country Pop				
4	Synth Pop				

To add, just click on  button and to edit it, click  on button and click on edit button to open the genres form for you.


- **Thumbnail:** Select the genres thumbnail image
- **Name:** Enter the genres name


# Rest-Api Professional Version

Api helps you access the data you need on the WordPress site in apps like React-Js.

Base Url: [Http:// your-domain.com/index.php/wp-json/mmp](http://your-domain.com/index.php/wp-json/mmp)

To: [Http://your-domain.com/index.php/wp-json/mmp/user](http://your-domain.com/index.php/wp-json/mmp/user)

Route	Parameter	Description
-/artist/		Get all artists in database. <ul style="list-style-type: none"><li>• Artist Meta.</li><li>• Social Link</li><li>• Follower</li><li>• Number Music</li><li>• Plays</li></ul>
-/artist/id/[id]	Artist ID	Getting a singer with ID and all her music and albums.
-/artist/follow/?a&u 	Artist ID User ID	Follow and Unfollow.
-/music/		Get the last 100 music.
-/music/id/[id]	Music ID	Get music with ID.
-/music/top/play/		Get the most play music.
-/music/top/like/		Get the most like music.

-/music/like/?m&u 	Music ID User ID	Apply Like and Delete Like on Music.
-/music/play/?m 	Music ID	Update music play counter.
-/album/		Get all albums.
-/album/id/[id]	Album ID	Get album with ID.
-/playlist/		Get all playlists.
-/playlist/id/[id]	Playlist ID	Get playlist with ID.
-/genres/		Get all genres.
-/genres/id/[id]	Genres ID	Get Genres With Artist And Musics.
-/search/artist/?s	Search Text	Search in artists.
-/search/music/?s	Search Text	Search in musics.
-/search/album/?s	Search Text	Search in album.
-/search/playlist/?s	Search Text	Search in playlist.
-/search/genres/?s	Search Text	Search in genres.
-/filter/option/country/		Get all country.
-/filter/option/		Get all year active artists.



year_active/		
-/filter/option/birth/		Get all date birth artists.
-/filter/option/status/		Get all status.
-/filter/option/gender/		Get all genres.
-/filter/artist/?gender&genres&country&birth&active&status	Gender Genres Country Birth Year Active Status	<b>No mandatory all parameters.</b> Get artist by applying filter. Genres Format: 1,2,3,4 OR 1
-/filter/music/?Product=true&artist&genres&status	Is Product Artist Genres Status	<b>No mandatory all parameters.</b> Get music by applying filter. Product Value: True Artist Format: 1,2,3,4 OR 1 Genres Format: 1,2,3,4 OR 1